



1501 N. 31st Avenue
 Melrose Park, IL 60160-2911
 800-621-4140 or 708-865-2403
 FAX: 708-865-2640
 www.heckmannanchors.com
 Email: info@heckmannanchors.com

ARCHITECTURAL SPECIFICATION INFORMATION

Pos-I-Tie® THERMAL® CLIP

PATENTED

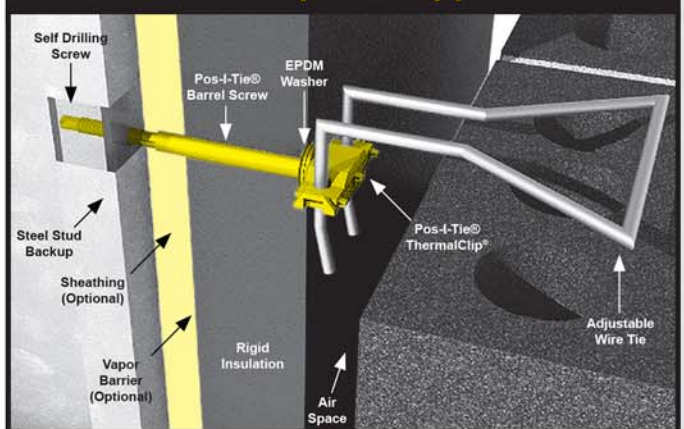
Eliminates Thermal Shorts

Designed exclusively for:
THE ORIGINAL Pos-I-Tie®
 Veneer Anchoring System



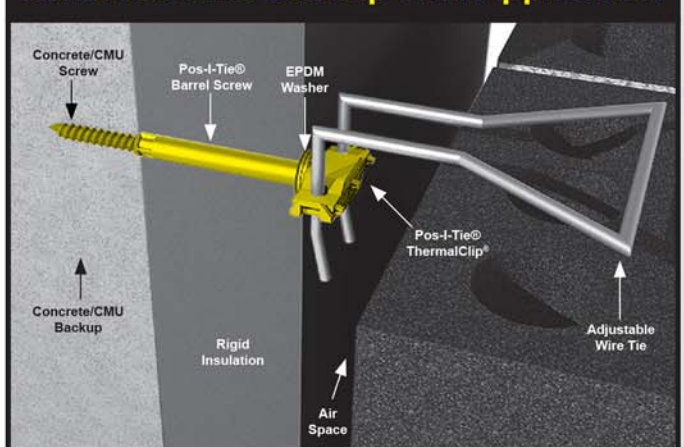
Pos-I-Tie® ThermalClip®

Steel Stud Backup Wall Application



- Drills directly through insulation, vapor barrier and dens glass sheathing to the steel stud backup.
- EPDM washer completely seals the hole blocking ALL air and moisture penetration.
- Tested and passed E-331 moisture and vapor barrier test.

Concrete/CMU Backup Wall Application



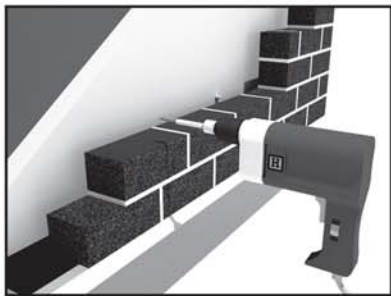
- **ThermalClip®** creates a break in the thermal transfer between the veneer wire tie and the barrel.
- **ThermalClip®** allows for use of dissimilar metals between the veneer anchor and barrel screw.
- The Pos-I-Tie® **ThermalClip®** system fully complies with all code requirements.
- Offers efficient labor and cost-saving installation.
- Safe to install. No "spinning wings" that can potentially cause damage to fingers.
- Pos-I-Tie® Barrel section is made of Zamac 3, a 92% zinc alloy which is highly resistant to corrosion. No need for stainless barrels in the backup wall.
- Allows for use of 4' x 8' insulation sheets. The Pos-I-Tie® holds the insulation in place!
- EPDM washer completely seals the hole blocking ALL air and moisture penetration. There is no need for an internal washer.
- Pullout & compression loads exceed code requirement.

- This application can be used with **Concrete, CMU, ICF, Wood, and Brick** backup walls.
- Pre-drill pilot hole using the Con-Drive® Adapter and drill bit as explained in the INSTALLATION section.




MADE ENTIRELY IN USA

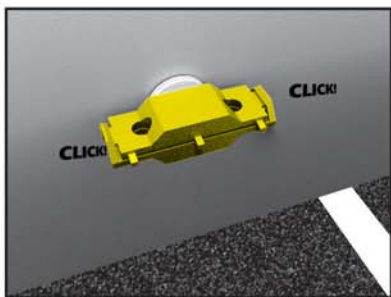
Pos-I-Tie® ThermalClip® Installation



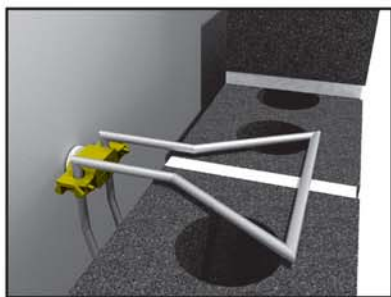
Install the Original Pos-I-Tie® into the backup wall using a chuck adapter and power drill.



Insert the ThermalClip® as shown and fold over the head of the Original Pos-I-Tie® Anchor.



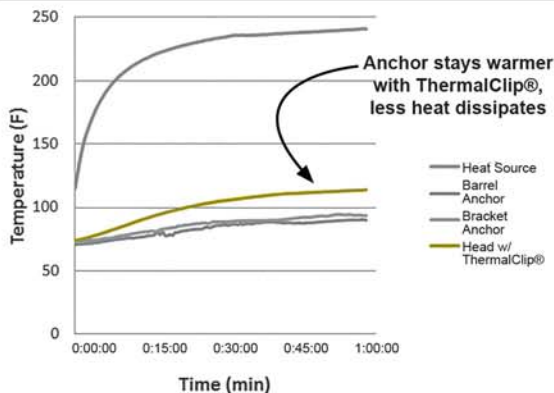
The ThermalClip® is secured when both sides are **snapped** into place.



Insert the pintle wire tie or stone anchor into the two holes of the ThermalClip®.

Thermal Testing

- Thermal break head transfers less heat from inside to outside
- Reduces the impact of the steel connector thermal short
- May improve overall wall system R-value 1% to 3%



© Owens Corning 2014 Used By Permission

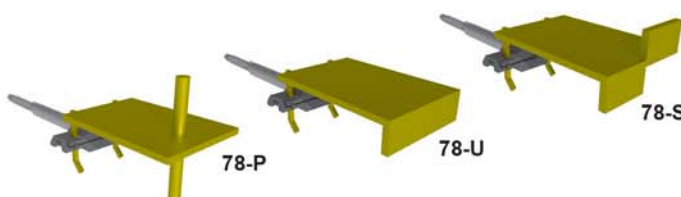
Wire Ties & Stone Anchors



#282-N Double Pintle

Wire Ties:

3/16" diameter x 3", 3-1/2", 4" & 5". Special Lengths are available. Seismic Clip available. Hotdip After Fabrication, Stainless Steel.



#78 Stainless Steel Pintle Stone Anchors:

1/8" thick x 2" wide. Made to Order.

See Pos-I-Tie® KeyBolt for heavier applications.

Composite Resin Material:

- High strength composite resin acts as a thermal break between the wire tie and the Barrel Screw.
- The proprietary composite resin has very low thermal conductivity; over 100 times less than metals such as steel.
- Flame resistant with a UL 94 V-0 rating
- Meets "freeze-thaw" conditions
- No reaction with alkalines in mortar

Screw Types

3 types of screws for various types of backup walls.



Concrete / CMU
ICF / Wood Screw



Steel Stud Screw



Structural Steel
Screw

Barrel Lengths

The Original Pos-I-Tie® is available in 9 Barrel Lengths - from 5/8" to 4-1/2"

