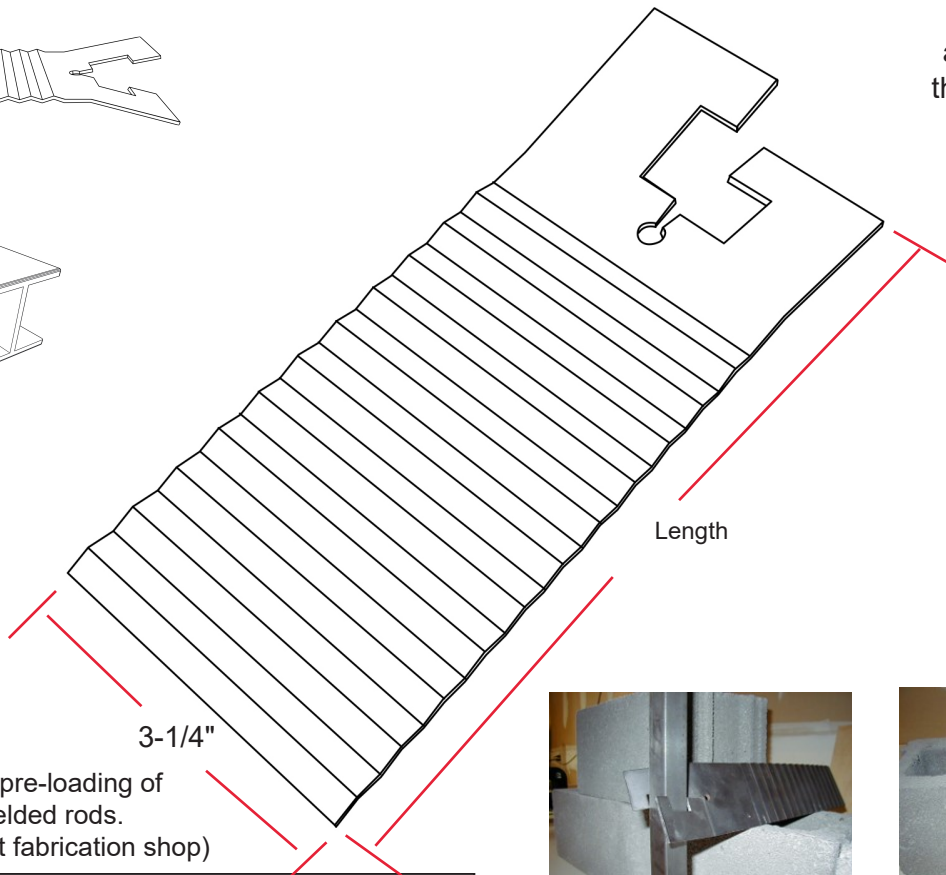



Square is centered and starts 5/8" from the end of the anchor



No longer requires pre-loading of anchors onto welded rods.
(Rods can be welded at fabrication shop)



QUANTITY: _____

THICKNESS:

3/16" 1/8"

ROD SIZE FOR SQUARE:

1/2" 3/4" 1"


Stainless Plate Min. Fy. = 45,000 psi (ASTM A666)

MATERIAL TYPE:

Type 304 Stainless Steel

Type 316 Stainless Steel

Zinc Alloy 710 (1/8" Only)



CLICK OR SCAN
FOR MATERIAL
SPECIFICATIONS

PROJECT DETAILS:

LOCATION: _____

PROJECT NAME: _____

NOTES: _____

CONTACT INFO

NAME: _____

COMPANY: _____

PHONE: _____

E-MAIL: _____

DATE: _____

ACCEPTED BY: _____

Heckmann is not responsible for your choice of anchors and dimensions for your project. The choice of anchors and products should be decided by the architects or engineers knowledgeable with the project. Once a custom order has been placed it cannot be canceled or returned. Any changes to the original order may require additional charges. Your signature is required for us to proceed. By signing this order, you agree that you have reviewed the details and specifications of the custom order and that said details and specifications are per your request. Further, by signing this order you are waiving **any claim** against or right of non-payment for products produced to the specifications of the order.

REVISED: 03/2024